

Feedback Analysis Report

Session: 2025-26 — JULY Category: All Categories Role: student Generated: Jun 1, 2026 11:39

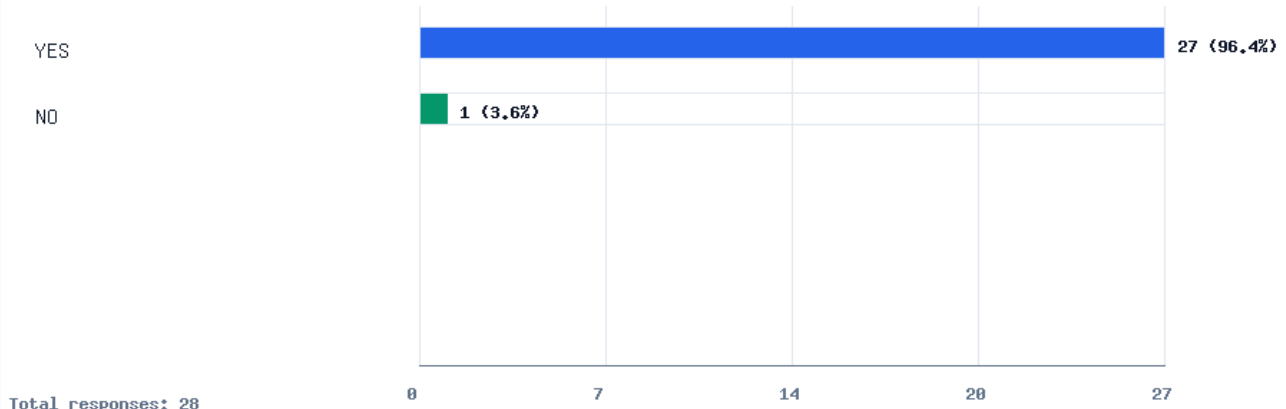
Student Satisfaction Survey



Please confirm this is the first and only time you answer this survey

Please confirm this is the first and only time you answer this survey

Counts by selected option



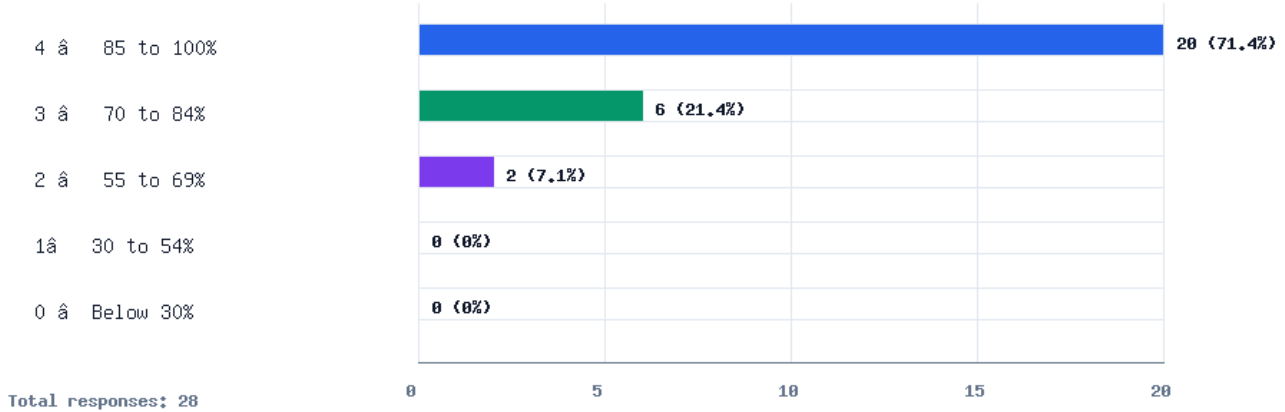
#	Option	Count	Percentage
1	<input type="checkbox"/> YES	27	96.4%
2	<input type="checkbox"/> NO	1	3.6%
Total:		28	100%








How much of the syllabus was covered in the class?

How much of the syllabus was covered in the class?

Counts by selected option

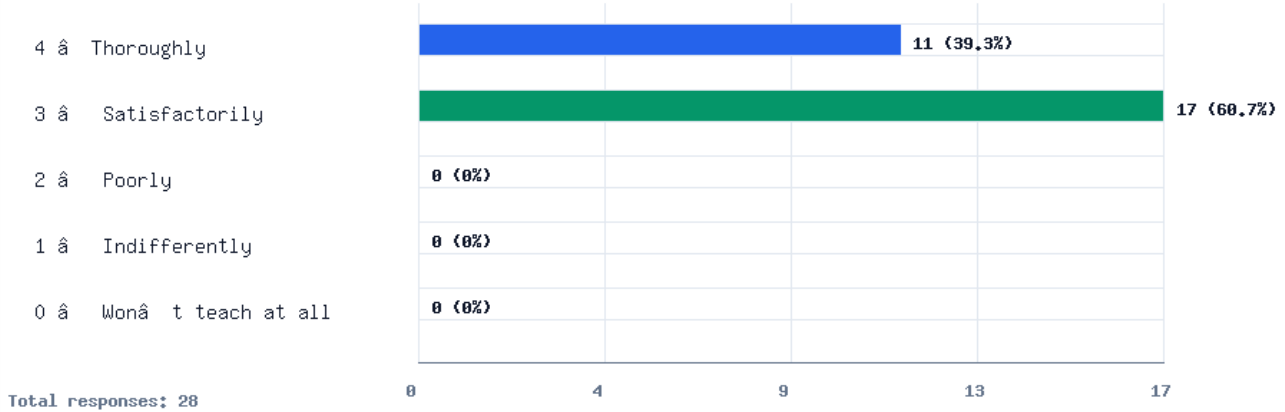


#	Option	Count	Percentage
1	 4 - 85 to 100%	20	71.4%
2	 3 - 70 to 84%	6	21.4%
3	 2 - 55 to 69%	2	7.1%
4	 1 - 30 to 54%	0	0%
5	 0 - Below 30%	0	0%
Total:		28	100%

How well did the teachers prepare for the classes?

How well did the teachers prepare for the classes?

Counts by selected option



#	Option	Count	Percentage
1	4 -Thoroughly	11	39.3%
2	3 - Satisfactorily	17	60.7%
3	2 - Poorly	0	0%
4	1 - Indifferently	0	0%
5	0 - Won't teach at all	0	0%
Total:		28	100%






4

How well were the teachers able to communicate?

How well were the teachers able to communicate?

Counts by selected option

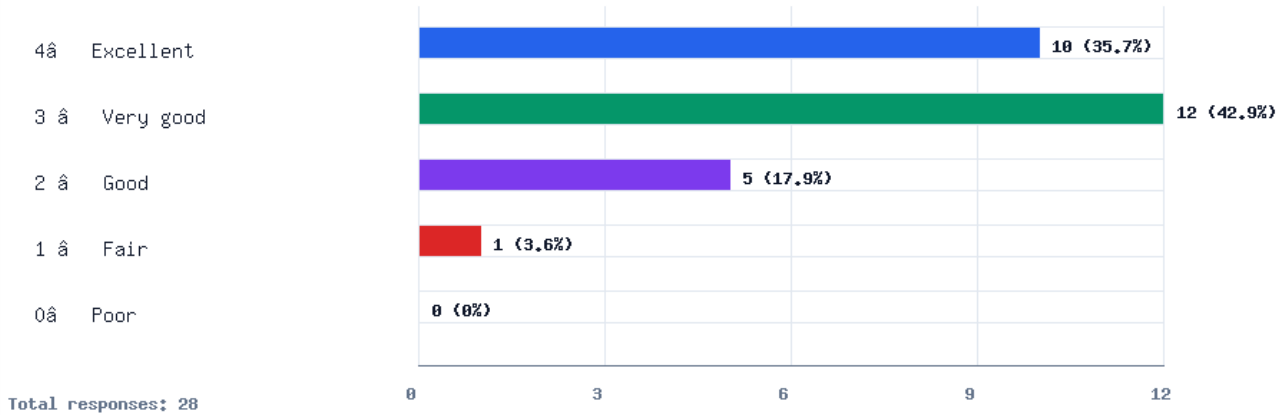
No response data available

#	Option	Count	Percentage
1	 4 - Always effective	0	0%
2	 3 - Sometimes effective	0	0%
3	 2 - Just satisfactorily	0	0%
4	 1- Generally ineffective	0	0%
5	 0- Very poor communication	0	0%

5 The teacher's approach to teaching can best be described as

The teacher's approach to teaching can best be described as

Counts by selected option

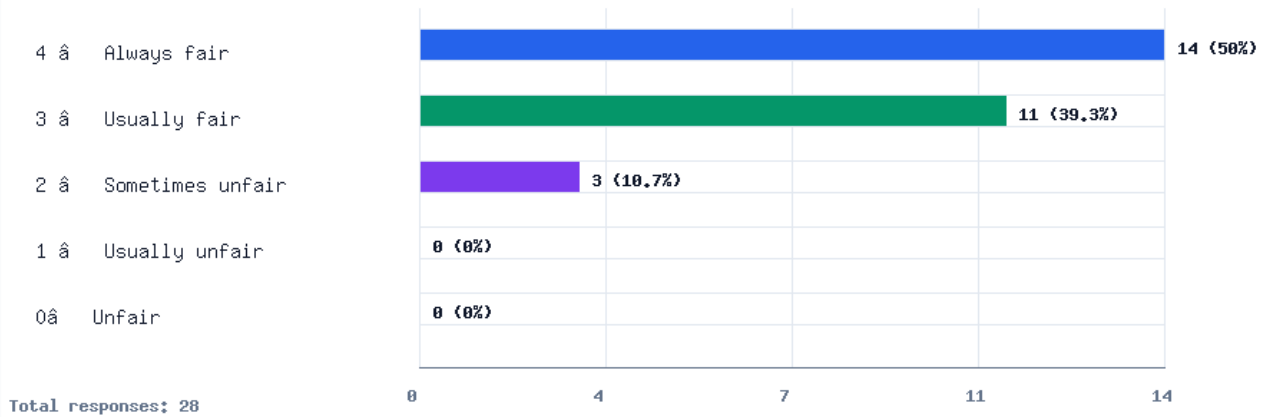


#	Option	Count	Percentage
1	4- Excellent	10	35.7%
2	3 - Very good	12	42.9%
3	2 - Good	5	17.9%
4	1 - Fair	1	3.6%
5	0- Poor	0	0%
Total:		28	100%

Fairness of the internal evaluation process by the teachers.

Fairness of the internal evaluation process by the teachers.

Counts by selected option

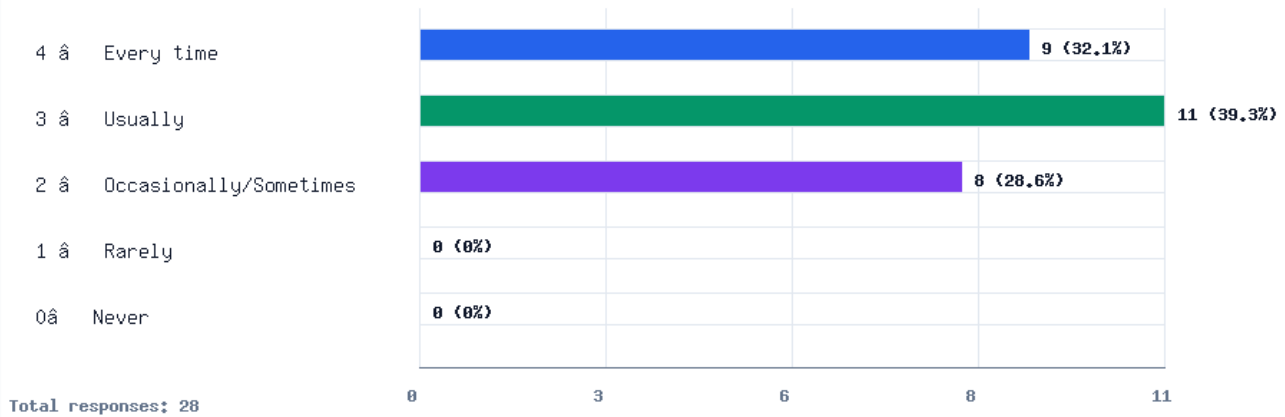


#	Option	Count	Percentage
1	■ 4 - Always fair	14	50%
2	■ 3 - Usually fair	11	39.3%
3	■ 2 - Sometimes unfair	3	10.7%
4	■ 1 - Usually unfair	0	0%
5	■ 0 - Unfair	0	0%
Total:		28	100%

Was your performance in assignments discussed with you?

Was your performance in assignments discussed with you?

Counts by selected option

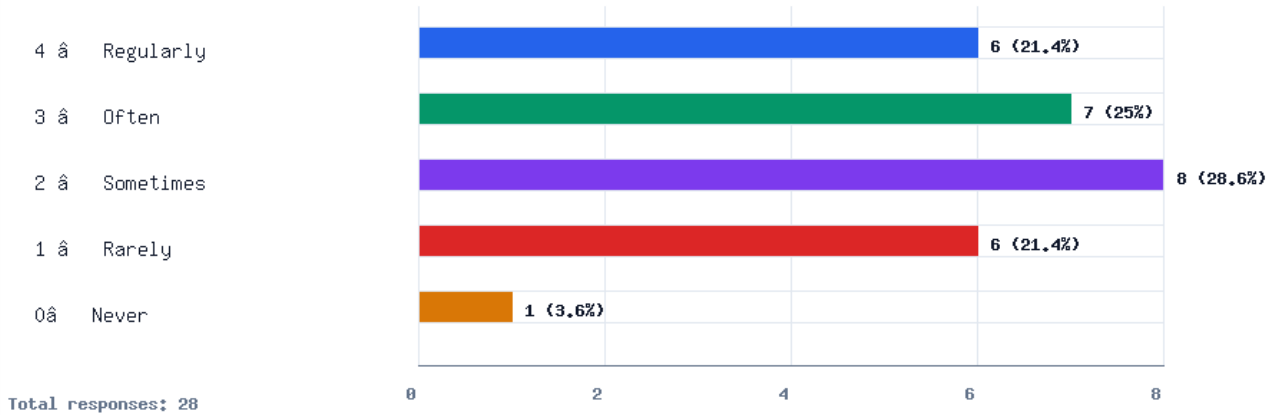


#	Option	Count	Percentage
1	4 - Every time	9	32.1%
2	3 - Usually	11	39.3%
3	2 - Occasionally/Sometimes	8	28.6%
4	1 - Rarely	0	0%
5	0 - Never	0	0%
Total:		28	100%

8 The institute takes active interest in promoting internship, student exchange, field visit opportunities for students.

The institute takes active interest in promoting internship, student exchange, field visi...

Counts by selected option



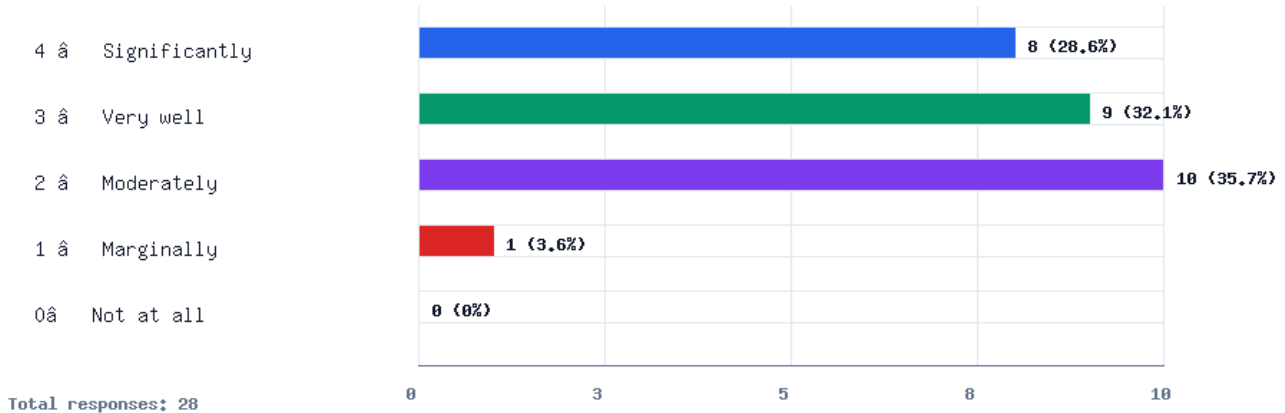
#	Option	Count	Percentage
1	4 - Regularly	6	21.4%
2	3 - Often	7	25%
3	2 - Sometimes	8	28.6%
4	1 - Rarely	6	21.4%
5	0- Never	1	3.6%
Total:		28	100%



The teaching and mentoring process in your institution facilitates you in cognitive, social and emotional growth.

The teaching and mentoring process in your institution facilitates you in cognitive, soci...

Counts by selected option

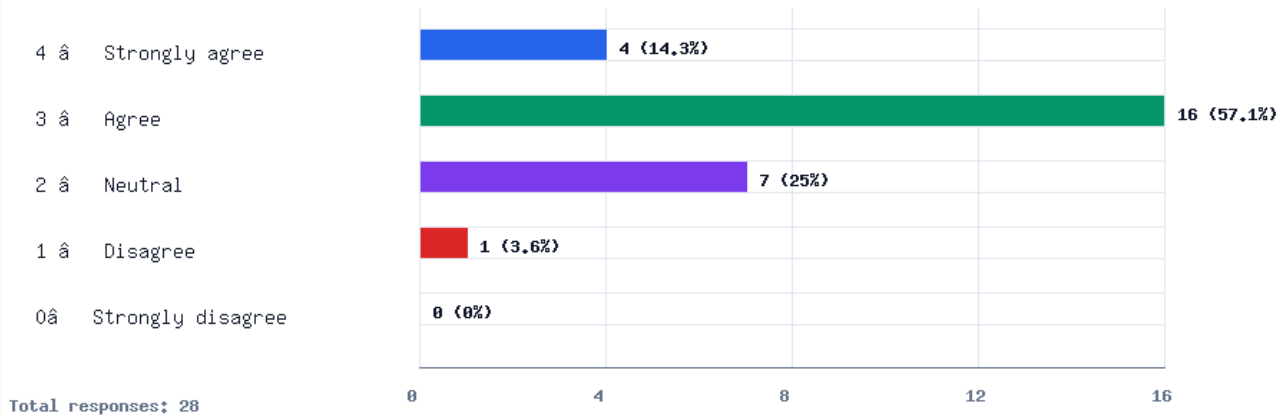


#	Option	Count	Percentage
1	4 - Significantly	8	28.6%
2	3 - Very well	9	32.1%
3	2 - Moderately	10	35.7%
4	1 - Marginally	1	3.6%
5	0- Not at all	0	0%
Total:		28	100%

The institution provides multiple opportunities to learn and grow.

The institution provides multiple opportunities to learn and grow.

Counts by selected option

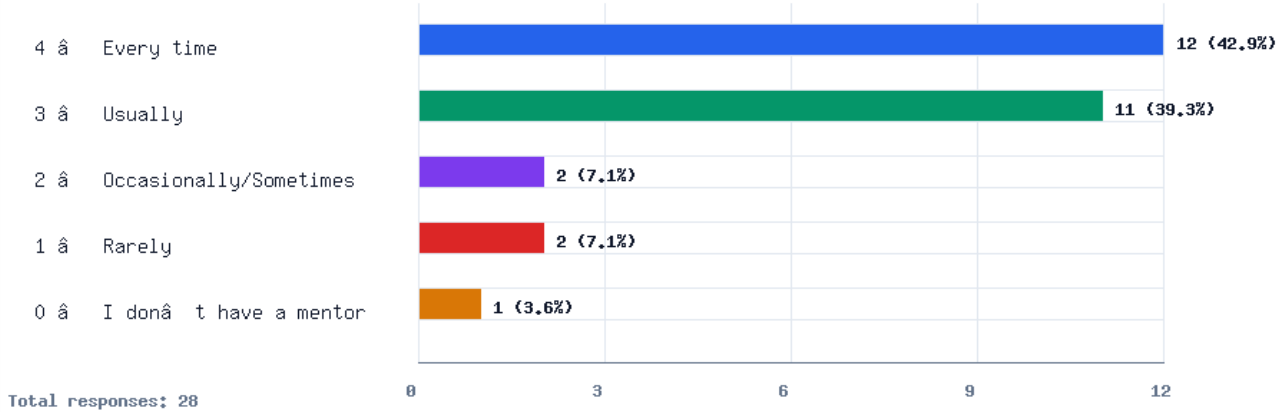


#	Option	Count	Percentage
1	■ 4 - Strongly agree	4	14.3%
2	■ 3 - Agree	16	57.1%
3	■ 2 - Neutral	7	25%
4	■ 1 - Disagree	1	3.6%
5	■ 0 - Strongly disagree	0	0%
Total:		28	100%

Your mentor does a necessary follow-up with an assigned task to you.

Your mentor does a necessary follow-up with an assigned task to you.

Counts by selected option

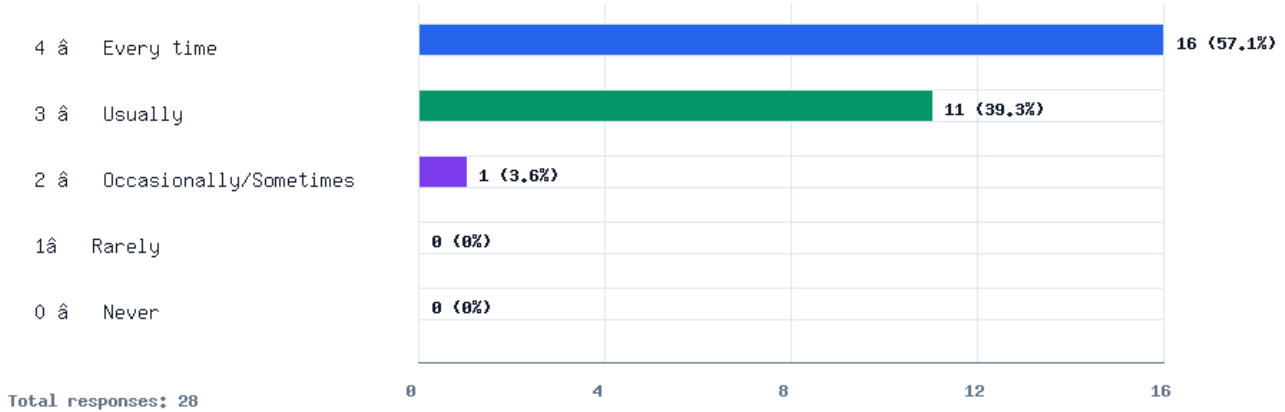


#	Option	Count	Percentage
1	4 - Every time	12	42.9%
2	3 - Usually	11	39.3%
3	2 - Occasionally/Sometimes	2	7.1%
4	1 - Rarely	2	7.1%
5	0 - I don't have a mentor	1	3.6%
Total:		28	100%

12 The teachers illustrate the concepts through examples and applications.

The teachers illustrate the concepts through examples and applications.

Counts by selected option

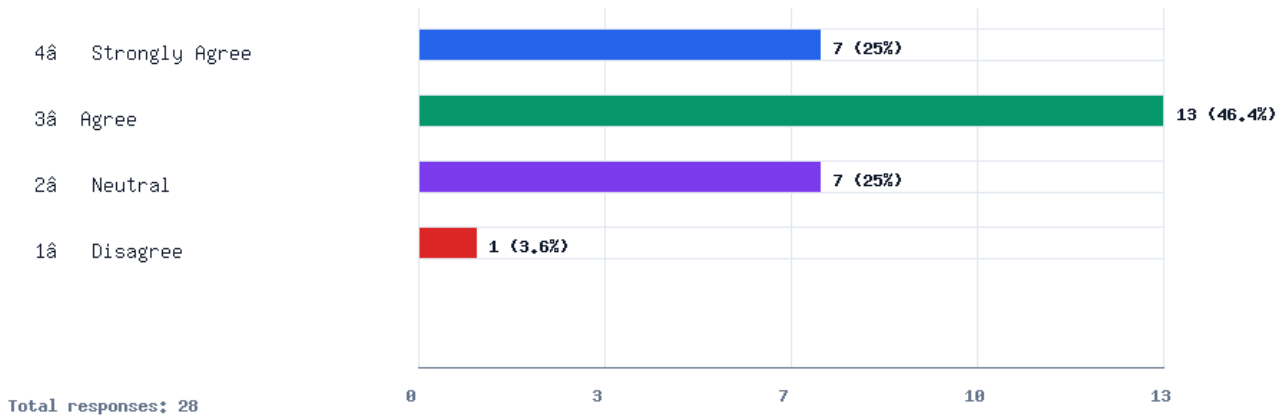


#	Option	Count	Percentage
1	4 - Every time	16	57.1%
2	3 - Usually	11	39.3%
3	2 - Occasionally/Sometimes	1	3.6%
4	1 - Rarely	0	0%
5	0 - Never	0	0%
Total:		28	100%

The grievance redressal mechanism of the college was effective

The grievance redressal mechanism of the college was effective

Counts by selected option

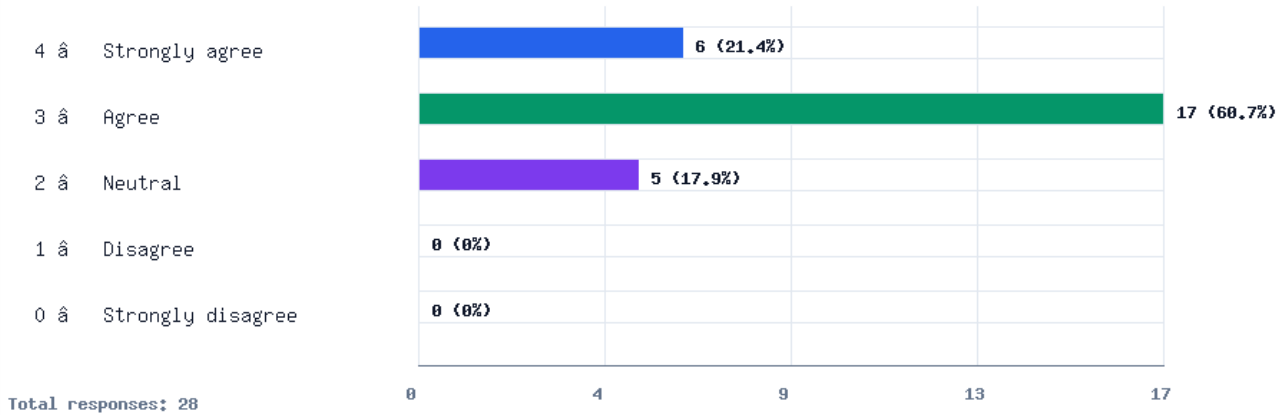


#	Option	Count	Percentage
1	■ 4- Strongly Agree	7	25%
2	■ 3-Agree	13	46.4%
3	■ 2- Neutral	7	25%
4	■ 1- Disagree	1	3.6%
Total:		28	100%

14 The institution makes effort to engage students in the monitoring, review and continuous quality improvement of the teaching learning process.

The institution makes effort to engage students in the monitoring, review and continuous ...

Counts by selected option



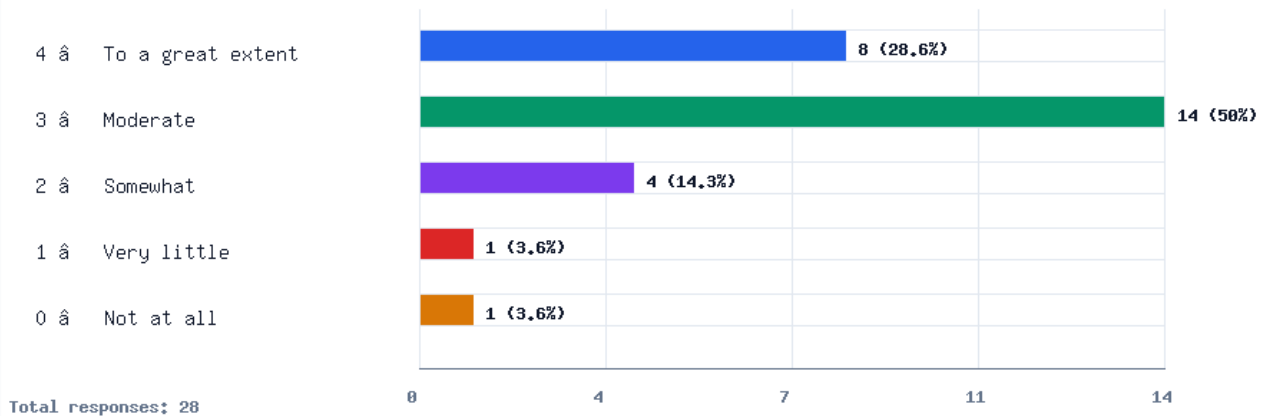
#	Option	Count	Percentage
1	4 - Strongly agree	6	21.4%
2	3 - Agree	17	60.7%
3	2 - Neutral	5	17.9%
4	1 - Disagree	0	0%
5	0 - Strongly disagree	0	0%
Total:		28	100%

15

The institute/ teachers use student centric methods, such as experiential learning, participative learning and problem-solving methodologies for enhancing learning experiences.

The institute/ teachers use student centric methods, such as experiential learning, parti...

Counts by selected option

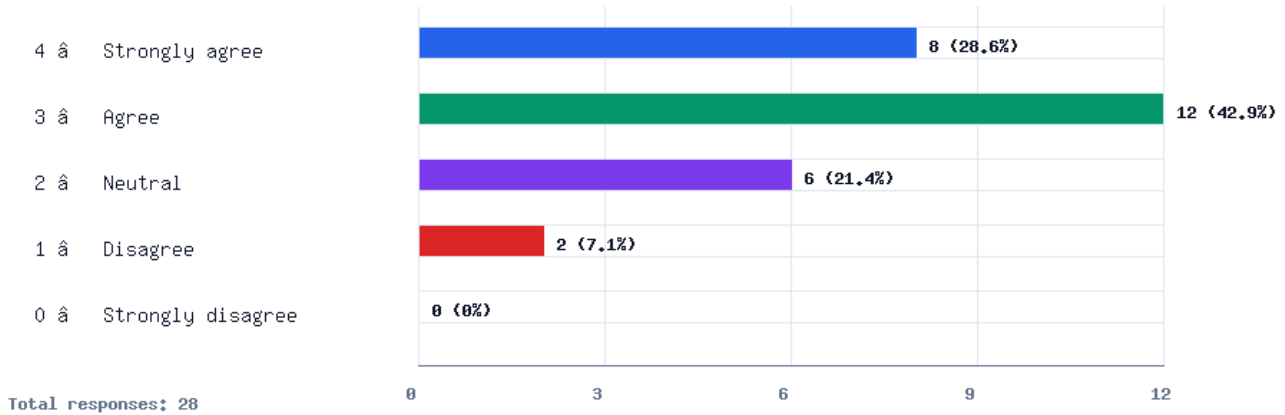


#	Option	Count	Percentage
1	■ 4 - To a great extent	8	28.6%
2	■ 3 - Moderate	14	50%
3	■ 2 - Somewhat	4	14.3%
4	■ 1 - Very little	1	3.6%
5	■ 0 - Not at all	1	3.6%
Total:		28	100%

16 Teachers encourage you to participate in extracurricular activities.

Teachers encourage you to participate in extracurricular activities.

Counts by selected option

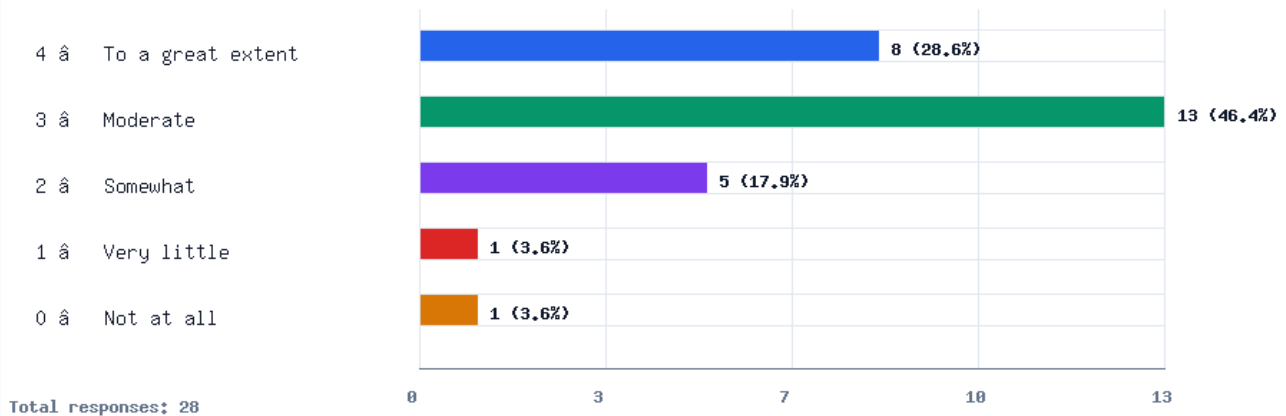


#	Option	Count	Percentage
1	4 - Strongly agree	8	28.6%
2	3 - Agree	12	42.9%
3	2 - Neutral	6	21.4%
4	1 - Disagree	2	7.1%
5	0 - Strongly disagree	0	0%
Total:		28	100%

17 Efforts are made by the institute/ teachers to inculcate soft skills, life skills and employability skills to make you ready for the world of work.

Efforts are made by the institute/ teachers to inculcate soft skills, life skills and emp...

Counts by selected option

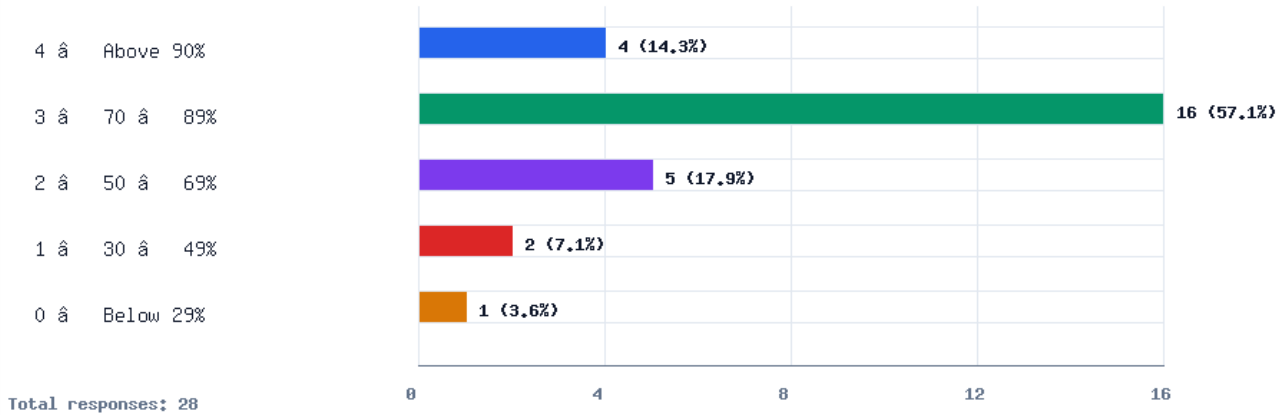


#	Option	Count	Percentage
1	■ 4 - To a great extent	8	28.6%
2	■ 3 - Moderate	13	46.4%
3	■ 2 - Somewhat	5	17.9%
4	■ 1 - Very little	1	3.6%
5	■ 0 - Not at all	1	3.6%
Total:		28	100%

18 What percentage of teachers use ICT tools such as LCD projector, Multimedia, etc. while teaching.

What percentage of teachers use ICT tools such as LCD projector, Multimedia, etc. while t...

Counts by selected option

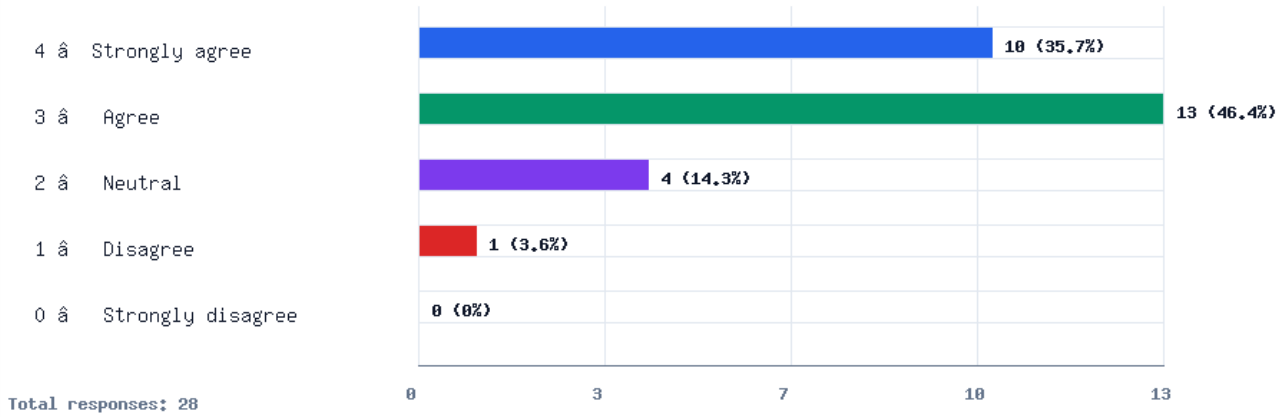


#	Option	Count	Percentage
1	4 - Above 90%	4	14.3%
2	3 - 70 - 89%	16	57.1%
3	2 - 50 - 69%	5	17.9%
4	1 - 30 - 49%	2	7.1%
5	0 - Below 29%	1	3.6%
Total:		28	100%

19 The overall quality of teaching-learning process in the institute is very good.

The overall quality of teaching-learning process in the institute is very good.

Counts by selected option

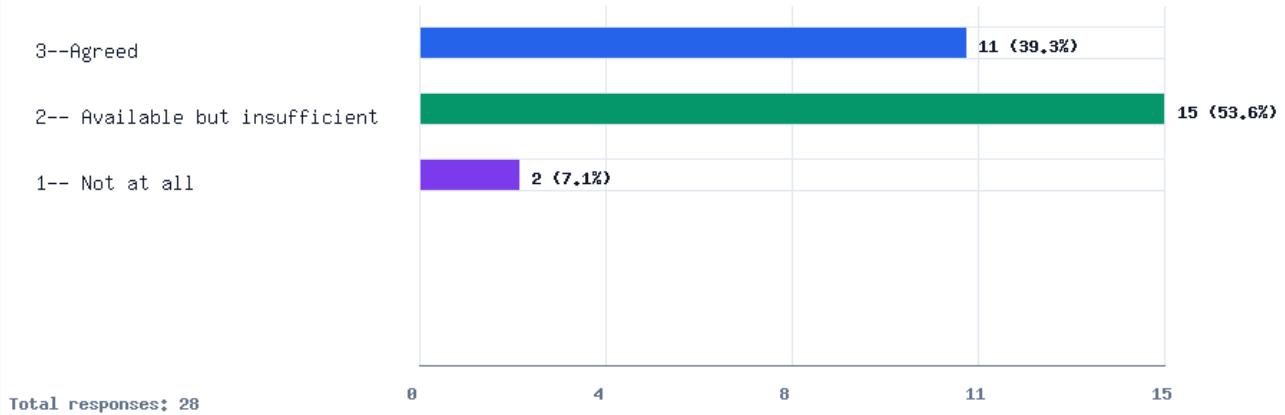


#	Option	Count	Percentage
1	4 -Strongly agree	10	35.7%
2	3 - Agree	13	46.4%
3	2 - Neutral	4	14.3%
4	1 - Disagree	1	3.6%
5	0 - Strongly disagree	0	0%
Total:		28	100%

Washroom facilities are sufficiently available in the college?

Washroom facilities are sufficiently available in the college?

Counts by selected option

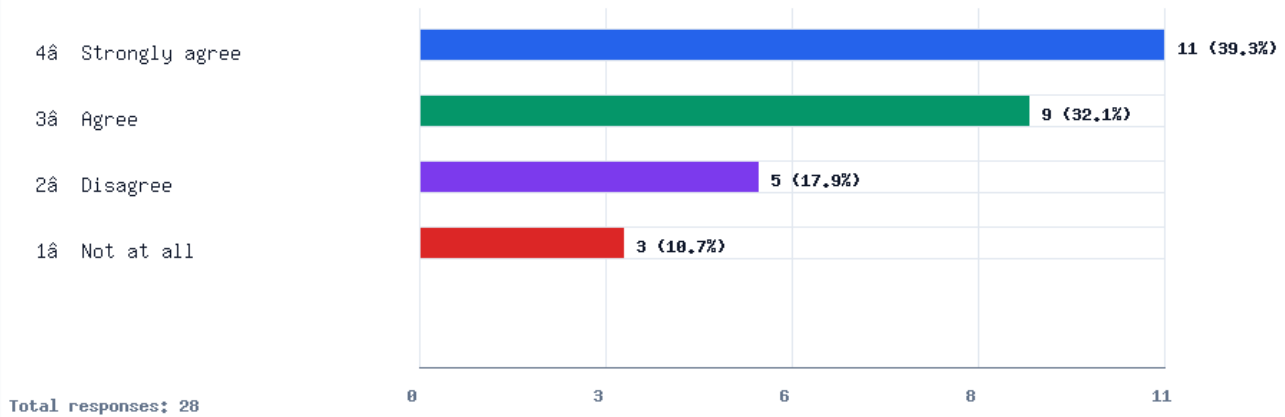


#	Option	Count	Percentage
1	■ 3--Agreed	11	39.3%
2	■ 2-- Available but insufficient	15	53.6%
3	■ 1-- Not at all	2	7.1%
Total:		28	100%

Do college have sufficient supports facilities?

Do college have sufficient supports facilities?

Counts by selected option

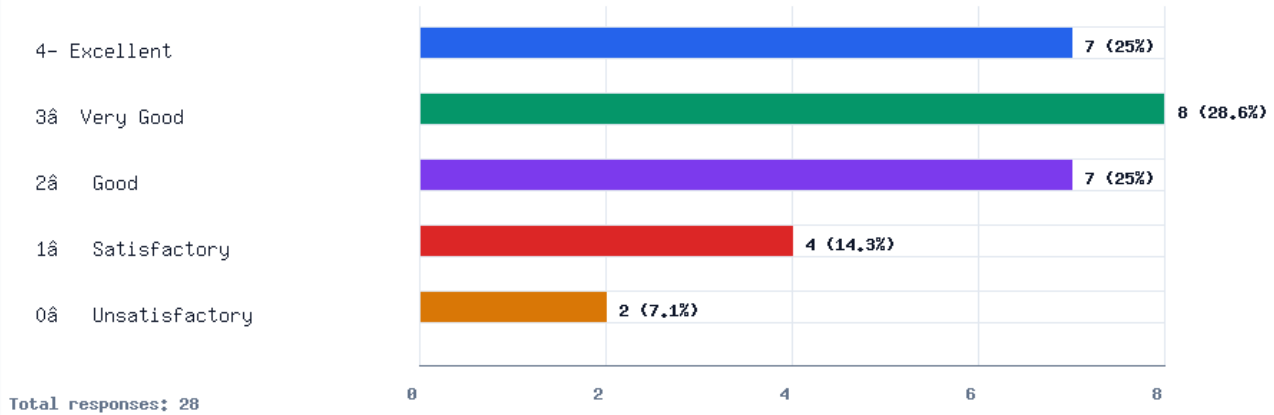


#	Option	Count	Percentage
1	4—Strongly agree	11	39.3%
2	3—Agree	9	32.1%
3	2—Disagree	5	17.9%
4	1—Not at all	3	10.7%
Total:		28	100%

Overall satisfaction with library and sports services in the college.

Overall satisfaction with library and sports services in the college.

Counts by selected option

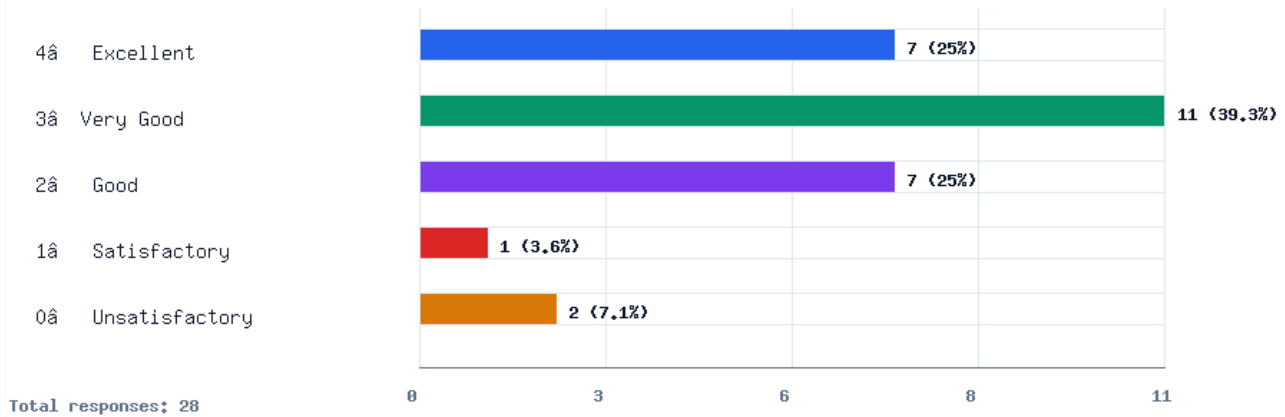


#	Option	Count	Percentage
1	■ 4- Excellent	7	25%
2	■ 3- Very Good	8	28.6%
3	■ 2- Good	7	25%
4	■ 1- Satisfactory	4	14.3%
5	■ 0- Unsatisfactory	2	7.1%
Total:		28	100%

How will you rate the overall experience in the institution?

How will you rate the overall experience in the institution?

Counts by selected option



#	Option	Count	Percentage
1	■ 4- Excellent	7	25%
2	■ 3- Very Good	11	39.3%
3	■ 2- Good	7	25%
4	■ 1- Satisfactory	1	3.6%
5	■ 0- Unsatisfactory	2	7.1%
Total:		28	100%